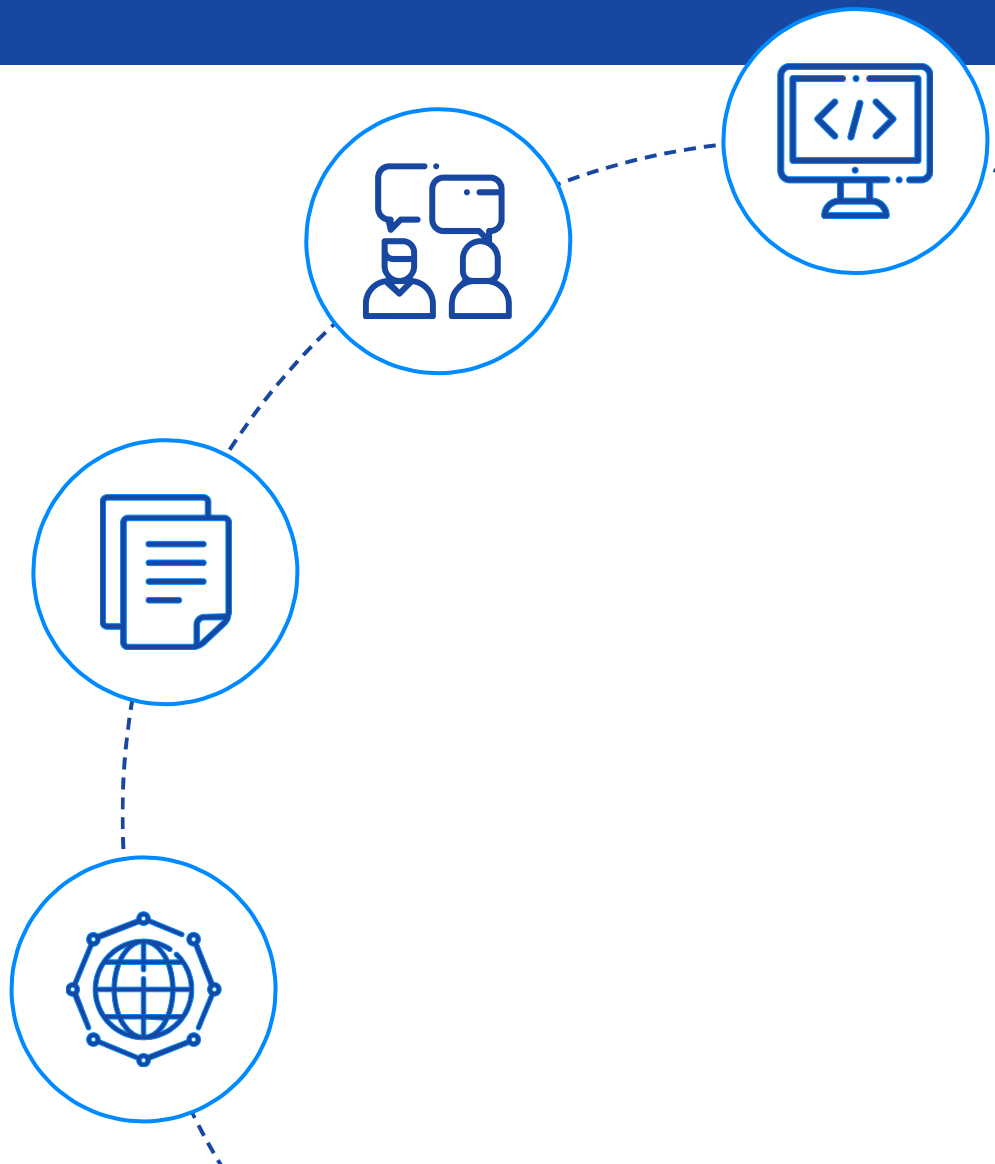


# Node.js Interview Questions



CALL

+91-8233266276

EMAIL

[info@grootacademy.com](mailto:info@grootacademy.com)

WEB

[grootacademy.com](http://grootacademy.com)

# Contents

---

## Beginner Node.js Interview Questions

1. What is a first class function in Java Script?
2. What is Node.js and how it works?
3. How do you manage packages in your node.js project?
4. How is Node.js better than other frameworks most popularly used?
5. Explain the steps how “Control Flow” controls the functions calls?
6. What are some commonly used timing features of Node.js?
7. What are the advantages of using promises instead of callbacks?
8. What is fork in node JS?
9. Why is Node.js single-threaded?
10. How do you create a simple server in Node.js that returns Hello World?
11. How many types of API functions are there in Node.js?
12. What is REPL?
13. List down the two arguments that async. queue takes as input?
14. What is the purpose of module. exports?
15. What tools can be used to assure consistent code style?

## Intermediate Node.js Interview Questions

16. What do you understand by callback hell?
17. What is an event-loop in Node JS?
18. If Node.js is single threaded then how does it handle concurrency?

## Intermediate Node.js Interview Questions

(.....Continued)

19. Differentiate between process.nextTick() and setImmediate()?
20. How does Node.js overcome the problem of blocking of I/O operations?
21. How can we use async await in node.js?
22. What is node.js streams?
23. What are node.js buffers?
24. What is middleware?
25. Explain what a Reactor Pattern in Node.js?
26. Why should you separate Express app and server?
27. For Node.js, why Google uses V8 engine?
28. Describe the exit codes of Node.js?
29. Explain the concept of stub in Node.js?

## Advanced Node.js Interview Questions

30. What is an Event Emitter in Node.js?
31. Enhancing Node.js performance through clustering.
32. What is a thread pool and which library handles it in Node.js?
33. What is WASI and why is it being introduced?
34. How are worker threads different from clusters?
35. How to measure the duration of async operations?
36. How to measure the performance of async operations?

# Let's get Started

---

## **Premise**

“Any application that can be written in JavaScript, will eventually be written in JavaScript.” -Jeff Atwood

This was said back in 2007, and we can say that it is proving true till now. You can think of any technical keyword and there might be a JavaScript library build around it. So if it's so popular and in demand, this can be a great programming language to learn. But that's not the only skill that is required, since you have to apply this to solve practical problems. And one of such problems is to build scalable products.

## **Gen Z backend**

As jQuery animation dev shifted to a single page application for better control of UI/UX and thus came frontend frameworks such as angular JS and angular. After that JavaScript was made available to port into literally any modern machine that exists and runs as a standalone application i.e. Node.js. It was widely accepted as a backend framework and comes to the top, 2nd year in a row in 2020 of Stack Overflow survey.

As developers are busy getting an experience in node.js it's nice to have a curated list of **Node.js interview questions** to revise. Also, to further consolidate your knowledge on Java Script, refer to this [source](#).

## **Beginner Node.js Interview Questions**

1. What is a first class function in Java Script?

When functions can be treated like any other variable then those functions are first-class functions. There are many other programming languages, for example, scala, Haskell, etc which follow this including JS. Now because of this function can be passed as a param to another function(callback) or a function can return another function(higher-order function). map() and filter() are higher-order functions that are popularly used.

## 2. What is Node.js and how it works?

Node.js is a virtual machine that uses JavaScript as its scripting language and runs Chrome's V8 JavaScript engine. Basically, Node.js is based on an event-driven architecture where I/O runs asynchronously making it lightweight and efficient. It is being used in developing desktop applications as well with a popular framework called electron as it provides API to access OS-level features such as file system, network, etc.

## 3. How do you manage packages in your node.js project?

It can be managed by a number of package installers and their configuration file accordingly. Out of them mostly use npm or yarn. Both provide almost all libraries of javascript with extended features of controlling environment-specific configurations. To maintain versions of libs being installed in a project we use package.json and package-lock.json so that there is no issue in porting that app to a different environment.

## 4. How is Node.js better than other frameworks most popularly used?

- Node.js provides simplicity in development because of its non-blocking I/O and even-based model results in short response time and concurrent processing, unlike other frameworks where developers have to use thread management.
- It runs on a chrome v8 engine which is written in c++ and is highly performant with constant improvement.
- Also since we will use Javascript in both the frontend and backend the development will be much faster.
- And at last, there are ample libraries so that we don't need to reinvent the wheel.

## 5. Explain the steps how “Control Flow” controls the functions calls?

- Control the order of execution
- Collect data
- Limit concurrency
- Call the following step in the program.

## 6. What are some commonly used timing features of Node.js?

- **setTimeout/clearTimeout** – This is used to implement delays in code execution.
- **setInterval/clearInterval** – This is used to run a code block multiple times.
- **setImmediate/clearImmediate** – This is used to set the execution of the code at the end of the event loop cycle.
- **process.nextTick** – This is used to set the execution of code at the beginning of the next event loop cycle.

## 7. What are the advantages of using promises instead of callbacks?

The main advantage of using promise is you get an object to decide the action that needs to be taken after the async task completes. This gives more manageable code and avoids callback hell.

## 8. What is fork in node JS?

A fork in general is used to spawn child processes. In node it is used to create a new instance of v8 engine to run multiple workers to execute the code.

## 9. Why is Node.js single-threaded?

Node.js was created explicitly as an experiment in async processing. This was to try a new theory of doing async processing on a single thread over the existing thread-based implementation of scaling via different frameworks.

## 10. How do you create a simple server in Node.js that returns Hello World?

```
var http = require("http");
http.createServer(function (request, response) {
  response.writeHead(200, {'Content-Type': 'text/plain'});
  response.end('Hello World\n');
}).listen(3000);
```

## 11. How many types of API functions are there in Node.js?

There are two types of API functions:

- **Asynchronous, non-blocking functions** - mostly I/O operations which can be fork out of the main loop.
- **Synchronous, blocking functions** - mostly operations that influence the process running in the main loop.

## 12. What is REPL?

PL in Node.js stands for **R**ead, **E**val, **P**rint, and **L**oop, which further means evaluating

### 13. List down the two arguments that `async.queue` takes as input?

- Task Function
- Concurrency Value

### 14. What is the purpose of `module.exports`?

This is used to expose functions of a particular module or file to be used elsewhere in the project. This can be used to encapsulate all similar functions in a file which further improves the project structure. For example, you have a file for all utils functions with util to get solutions in a different programming language of a problem statement.

```
const getSolutionInJavaScript = async ({
  problem_id
}) => {
  ...
};
const getSolutionInPython = async ({
  problem_id
}) => {
  ...
};
module.exports = { getSolutionInJavaScript, getSolutionInPython }
```

Thus using `module.exports` we can use these functions in some other file:

```
const { getSolutionInJavaScript, getSolutionInPython } = require("./utils")
```

### 15. What tools can be used to assure consistent code style?

ES Lint can be used with any IDE to ensure a consistent coding style which further helps in maintaining the codebase.

## Intermediate Node.js Interview Questions

### 16. What do you understand by callback hell?

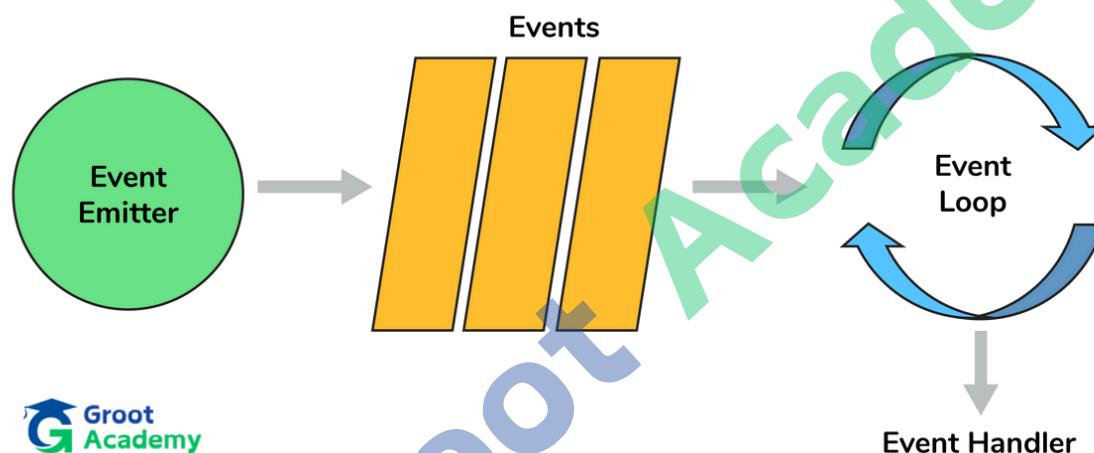


```
async_A(function(){
  async_B(function(){
    async_C(function(){
      async_D(function(){
        ....
      });
    });
  });
});
```

For the above example, we are passing callback functions and it makes the code unreadable and not maintainable, thus we should change the async logic to avoid this.

## 17. What is an event-loop in Node JS?

Whatever that is async is managed by event-loop using a queue and listener. We can get the idea using the following diagram:



Node.js Event Loop

So when an async function needs to be executed (or I/O) the main thread sends it to a different thread allowing v8 to keep executing the main code. Event loop involves different phases with specific tasks such as timers, pending callbacks, idle or prepare, poll, check, close callbacks with different FIFO queues. Also in between iterations it checks for async I/O or timers and shuts down cleanly if there aren't any.

## 18. If Node.js is single threaded then how does it handle concurrency?

The main loop is single-threaded and all async calls are managed by libuv library.

For example:

```
const crypto = require("crypto");
const start = Date.now();
function logHashTime() {
  crypto.pbkdf2("a", "b", 100000, 512, "sha512", () => {
    console.log("Hash: ", Date.now() - start);
  });
}
logHashTime();
logHashTime();
logHashTime();
logHashTime();
```

This gives the output:

```
Hash: 1213
Hash:
1225
Hash: 1212
Hash:
1222
```

This is because libuv sets up a thread pool to handle such concurrency. How many threads will be there in the thread pool depends upon the number of cores but you can override this.

## 19. Differentiate between process.nextTick() and setImmediate() ?

Both can be used to switch to an asynchronous mode of operation by listener functions.

`process.nextTick()` sets the callback to execute but `setImmediate` pushes the callback in the queue to be executed. So the event loop runs in the following manner

**timers->pending callbacks->idle,prepare->connections(poll,data,etc)->check->close callbacks**

In this `process.nextTick()` method adds the callback function to the start of the next event queue and `setImmediate()` method to place the function in the check phase of the next event queue.

## 20. How does Node.js overcome the problem of blocking of I/O operations?

Since the node has an event loop that can be used to handle all the I/O operations in an asynchronous manner without blocking the main function.

So for example, if some network call needs to happen it will be scheduled in the event loop instead of the main thread(single thread). And if there are multiple such I/O calls each one will be queued accordingly to be executed separately(other than the main thread).

Thus even though we have single-threaded JS, I/O ops are handled in a nonblocking way.

## 21. How can we use `async await` in node.js?

Here is an example of using `async-await` pattern:

```
// this code is to retry with exponential backoff
function wait (timeout) {
  return new Promise((resolve) => {
    setTimeout(() => {
      resolve()
    }, timeout);
  });
}
async function requestWithRetry (url) {
  const MAX_RETRIES = 10;
  for (let i = 0; i <= MAX_RETRIES; i++) {
    try {
      return await request(url);
    } catch (err) {
      const timeout = Math.pow(2, i);
      console.log('Waiting', timeout, 'ms');
      await wait(timeout);
      console.log('Retrying', err.message, i);
    }
  }
}
```

## 22. What is node.js streams?

Streams are instances of EventEmitter which can be used to work with streaming data in Node.js. They can be used for handling and manipulating streaming large files (videos, mp3, etc) over the network. They use buffers as their temporary storage.

There are mainly four types of the stream:

- **Writable:** streams to which data can be written (for example, `fs.createWriteStream()`).
- **Readable:** streams from which data can be read (for example, `fs.createReadStream()`).
- **Duplex:** streams that are both Readable and Writable (for example, `net.Socket`).
- **Transform:** Duplex streams that can modify or transform the data as it is written and read (for example, `zlib.createDeflate()`).

## 23. What are node.js buffers?

In general, buffers is a temporary memory that is mainly used by stream to hold on to some data until consumed. Buffers are introduced with additional use cases than JavaScript's `Unit8Array` and are mainly used to represent a fixed-length sequence of bytes. This also supports legacy encodings like ASCII, utf-8, etc. It is a fixed(non-resizable) allocated memory outside the v8.

## 24. What is middleware?

Middleware comes in between your request and business logic. It is mainly used to capture logs and enable rate limit, routing, authentication, basically whatever that is not a part of business logic. There are third-party middleware also such as body-parser and you can write your own middleware for a specific use case.

## 25. Explain what a Reactor Pattern in Node.js?

Reactor pattern again a pattern for nonblocking I/O operations. But in general, this is used in any event-driven architecture. There are two components in this: 1. Reactor 2. Handler. **Reactor**: Its job is to dispatch the I/O event to appropriate handlers **Handler**: Its job is to actually work on those events

## 26. Why should you separate Express app and server?

The server is responsible for initializing the routes, middleware, and other application logic whereas the app has all the business logic which will be served by the routes initiated by the server. This ensures that the business logic is encapsulated and decoupled from the application logic which makes the project more readable and maintainable.

## 27. For Node.js, why Google uses V8 engine?

Well, are there any other options available? Yes, of course, we have [Spidermonkey](#) from Firefox, Chakra from Edge but Google's v8 is the most evolved(since it's open-source so there's a huge community helping in developing features and fixing bugs) and fastest(since it's written in c++) we got till now as a JavaScript and WebAssembly engine. And it is portable to almost every machine known.

## 28. Describe the exit codes of Node.js?

Exit codes give us an idea of how a process got terminated/the reason behind termination.

A few of them are:

- Uncaught fatal exception - (code - 1) - There has been an exception that is not handled
- Unused - (code - 2) - This is reserved by bash
- Fatal Error - (code - 5) - There has been an error in V8 with stderr output of the description
- Internal Exception handler Run-time failure - (code - 7) - There has been an exception when bootstrapping function was called
- Internal JavaScript Evaluation Failure - (code - 4) - There has been an exception when the bootstrapping process failed to return function value when evaluated.

## 29. Explain the concept of stub in Node.js?

Stubs are used in writing tests which are an important part of development. It replaces the whole function which is getting tested.

This helps in scenarios where we need to test:

- External calls which make tests slow and difficult to write (e.g HTTP calls/ DB calls)
- Triggering different outcomes for a piece of code (e.g. what happens if an error is thrown/ if it passes)

For example, this is the function:

```

const request = require('request'); const getPhotosByAlbumId = (id) => { const
requestUrl = `https://jsonplaceholder.typicode.com/albums/${id}/photos?_limit=3`;
return new Promise((resolve, reject) => {

  request.get(requestUrl, (err, res, body) => {
    if (err) {
      return reject(err);
    }
    resolve(JSON.parse(body));
  });
});
};
module.exports = getPhotosByAlbumId;
To test this function this is the stub
const expect = require('chai').expect;
const request = require('request');
const sinon = require('sinon');
const getPhotosByAlbumId = require('./index');
describe('with Stub: getPhotosByAlbumId', () => {
  before(() => {
    sinon.stub(request, 'get')
      .yields(null, null, JSON.stringify([
        {
          "albumId": 1,
          "id": 1,
          "title": "A real photo 1",
          "url": "https://via.placeholder.com/600/92c952",
          "thumbnailUrl": "https://via.placeholder.com/150/92c952"
        },
        {
          "albumId": 1,
          "id": 2,
          "title": "A real photo 2",
          "url": "https://via.placeholder.com/600/771796",
          "thumbnailUrl": "https://via.placeholder.com/150/771796"
        },
        {
          "albumId": 1,
          "id": 3,
          "title": "A real photo 3",
          "url": "https://via.placeholder.com/600/24f355",
          "thumbnailUrl": "https://via.placeholder.com/150/24f355"
        }
      ]));
  });
  after(() => {
    request.get.restore();
  });
  it('should getPhotosByAlbumId', (done) => {
    getPhotosByAlbumId(1).then((photos) => {
      expect(photos.length).to.equal(3);
      photos.forEach(photo => {
        expect(photo).to.have.property('id');
        expect(photo).to.have.property('title');
        expect(photo).to.have.property('url');
      });
    });
    done();
  });
}

```

## Advanced Node.js Interview Questions

### 30. What is an Event Emitter in Node.js?

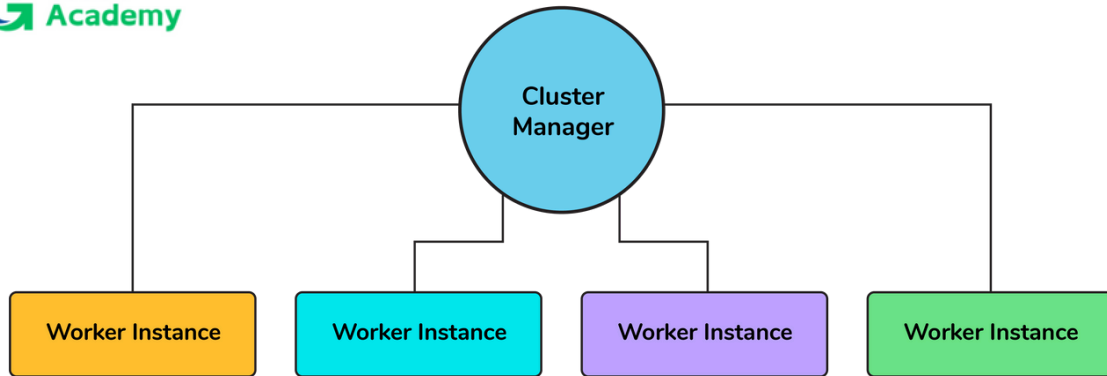
EventEmitter is a Node.js class that includes all the objects that are basically capable of emitting events. This can be done by attaching named events that are emitted by the object using an `eventEmitter.on()` function. Thus whenever this object throws an event the attached functions are invoked synchronously.

```
const EventEmitter = require('events');
class MyEmitter extends EventEmitter
{} const myEmitter = new MyEmitter();
myEmitter.on('event', () => {
  console.log('an event occurred!');
});
myEmitter.emit('event');
```

### 31. Enhancing Node.js performance through clustering.

Node.js applications run on a single processor, which means that by default they don't take advantage of a multiple-core system. Cluster mode is used to start up multiple node.js processes thereby having multiple instances of the event loop. When we start using cluster in a nodejs app behind the scene multiple node.js processes are created but there is also a parent process called the **cluster manager** which is responsible for monitoring the health of the individual instances of our application.

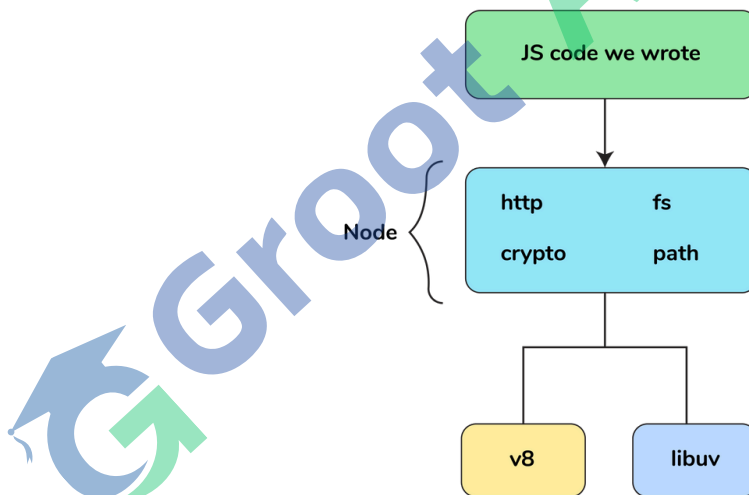




Clustering in Node.js

### 32. What is a thread pool and which library handles it in Node.js

The Thread pool is handled by the libuv library. libuv is a multi-platform C library that provides support for asynchronous I/O-based operations such as file systems, networking, and concurrency.



Thread Pool

### 33. What is WASI and why is it being introduced?

Web assembly provides an implementation of [WebAssembly System Interface](#) specification through WASI API in node.js implemented using WASI class. The introduction of WASI was done by keeping in mind its possible to use the underlying operating system via a collection of POSIX-like functions thus further enabling the application to use resources more efficiently and features that require system-level access.

### 34. How are worker threads different from clusters?

#### Cluster:

- There is one process on each CPU with an IPC to communicate.
- In case we want to have multiple servers accepting HTTP requests via a single port, clusters can be helpful.
- The processes are spawned in each CPU thus will have separate memory and node instance which further will lead to memory issues.

#### Worker threads:

- There is only one process in total with multiple threads.
- Each thread has one Node instance (one event loop, one JS engine) with most of the APIs accessible.
- Shares memory with other threads (e.g. SharedArrayBuffer)
- This can be used for CPU-intensive tasks like processing data or accessing the file system since NodeJS is single-threaded, synchronous tasks can be made more efficient leveraging the worker's threads.

### 35. How to measure the duration of async operations?

Performance API provides us with tools to figure out the necessary performance metrics. A simple example would be using `async_hooks` and `perf_hooks`

```
'use strict';
const async_hooks = require('async_hooks');
const {
  performance,
  PerformanceObserver
} = require('perf_hooks');
const set = new Set();
const hook = async_hooks.createHook({
  init(id, type) {
    if (type === 'Timeout') {
      performance.mark(`Timeout-${id}-Init`);
      set.add(id);
    }
  },
  destroy(id) {
    if (set.has(id)) {
      set.delete(id);
      performance.mark(`Timeout-${id}-Destroy`);
      performance.measure(`Timeout-${id}`,
        `Timeout-${id}-Init`,
        `Timeout-${id}-Destroy`);
    }
  }
});
hook.enable();
const obs = new PerformanceObserver((list, observer) => {
  console.log(list.getEntries()[0]);
  performance.clearMarks();
  observer.disconnect();
});
obs.observe({ entryTypes: ['measure'], buffered: true });
setTimeout(() => {}, 1000);
```

This would give us the exact time it took to execute the callback.

### 36. How to measure the performance of async operations?

Performance API provides us with tools to figure out the necessary performance metrics.

A simple example would be:

```
const { PerformanceObserver, performance } = require('perf_hooks');
const obs = new PerformanceObserver((items) => {
  console.log(items.getEntries()[0].duration);
  performance.clearMarks();
});
obs.observe({ entryTypes: ['measure'] });
performance.measure('Start to Now');
performance.mark('A');
doSomeLongRunningProcess(() => {
  performance.measure('A to Now', 'A');
  performance.mark('B');
  performance.measure('A to B', 'A', 'B');
});
```

 Groot Academy

# Links to More Interview Questions

---

[C Interview Questions Web](#)

[Api Interview Questions](#)

[Cpp Interview Questions](#)

[Machine Learning Interview Questions](#)

[Css Interview Questions](#)

[Django Interview Questions](#)

[Operating System Interview Questions](#)

[Git Interview Questions](#)

[Dbms Interview Questions](#)

[Pl Sql Interview Questions](#)

[Ansible Interview Questions](#)

[Php Interview Questions](#)

[Hibernate Interview Questions](#)

[Ooops Interview Questions](#)

[Docker Interview Questions](#)

[Laravel Interview Questions](#)

[Dot Net Interview Questions](#)

[React Native Interview Questions](#)

[Java 8 Interview Questions](#)

[Spring Boot Interview Questions](#)

[Tableau Interview Questions](#)

[Java Interview Questions](#)

[C Sharp Interview Questions](#)

[Node Js Interview Questions](#)

[Devops Interview Questions](#)

[Mysql Interview Questions](#)

[Asp Net Interview Questions](#)

[Kubernetes Interview Questions](#)

[Aws Interview Questions](#)

[Mongodb Interview Questions](#)

[Power Bi Interview Questions](#)

[Linux Interview Questions](#)

[Jenkins Interview Questions](#)